



---

**OPTO CIRCUITS (INDIA) LIMITED.** (UNIT II)  
100% EOU

---

7<sup>th</sup> January 2016

The Manager  
Department of Corporate Services  
Bombay Stock Exchange Ltd  
PJ Towers, Dalal Street  
Fort, MUMBAI – 400 001

The Manager  
National Stock Exchange of India  
Ltd  
Exchange Plaza  
Bandra Kurla Complex  
Bandra (E), MUMBAI – 400 051

Dear Sir,

**Sub: Submission of Statement under Clause 35 for the quarter ended 31<sup>st</sup> December 2015.**

We are enclosing herewith the statement under Clause 35 (Shareholding Pattern) in the prescribed format for the quarter ended 31<sup>st</sup> December 2015.

Kindly acknowledge the receipt.

Thanking you,

Yours faithfully,  
For Opto Circuits (India) Limited.,

  
Company Secretary.

Encl: a/a.

---

CIN NO: L85110KA1992PLC013223

Plot No. 83, First Floor, Electronics City, Bangalore - 560 100.  
Phone : +91-80-28521040-41-42 Fax : +91-80-28521094  
E-mail : oci@optoindia.com, info@optoindia.com Web: www.optocircuits.com

Format of Holding of Specified securities

1. Name of Listed Entity: OPTO CIRCUITS (INDIA) LIMITED
2. Scrip Code/Name of Scrip/Class of Security: 532391
3. Share Holding Pattern Filed under: Reg. 31(1)(a)/Reg. 31(1)(b)/Reg. 31(1)(c)
  - a. if under 31(1)(b) then indicate the report for quarter ending
  - b. if under 31(1)(c) then indicate date of allotment/extinguishment

4. Declaration : The Listed entity is required to submit the following declaration to the extent of submission of information:

Particulars	YES*	NO*
a. Whether the Listed Entity has issued any partly paid up shares		✓
b. Whether the Listed Entity has issued any Convertible Securities or Warrants?		✓
c. Whether the Listed Entity has any shares against which depository receipts are issued?		✓
d. Whether the Listed Entity has any shares in locked-in?		✓
e. Whether any shares held by promoters are pledge or otherwise encumbered?		✓

\*if the Listed Entity selects the option 'NO' for the questions above, the columns for the partly paid up shares, Outstanding Convertible Securities/Warrants, depository receipts, locked-in shares, No of shares pledged or otherwise encumbered by promoters, as applicable, shall not be displayed at the time of dissemination on the Stock Exchange website. Also wherever there is 'No' declared by Listed entity in above table the values will be considered as 'Zero' by default on submission of the format of holding of specified securities.

5 The tabular format for disclosure of holding of specified securities is as follows:





Table I - Summary Statement holding of specified securities

Category	Category of Shareholder	No of Shareholders	No of fully paid up equity shares held	No of Partly paid-up equity shares held	No of Shares Underlying Depository Receipts	Total No of Shares Held	Shar. no oi
(I)	(II)	(III)	(IV)	(V)	(VI)	(VII)	
(A)	Promoter & Promoter Group	4	68520890	0	0	68520890	
(B)	Public	96517	173798517	0	0	173798517	
(C)	Non Promoter-Non Public						
(C1)	Shares underlying DRs	0	0	0	0	0	NA
(C2)	Shares held by Employees Trusts	0	0	0	0	0	0
	<b>Total:</b>	<b>96521</b>	<b>242319407</b>	<b>0</b>	<b>0</b>	<b>242319407</b>	



Number of Voting Rights held in each class of securities			Total as a % of (A+B+C)	No of Shares Underlying Outstanding convertible securities (Including Warrants)	Shareholding as a % assuming full conversion of convertible Securities (as a percentage of diluted share capital)
Class X	Class Y	Total			
		(IX)		(X)	(XI)
68520890	0	68520890	28.28	0	28.28
173798517	0	173798517	71.72	0	71.72
0	0	0	0.00	0	NA
0	0	0	0.00	0	0.00
242319407	0	242319407	100.00	0	100.00



Number of Locked in Shares		Number of Shares pledged or otherwise encumbered		Number of equity shares held in dematerialized form
No.	As a % of total Shares held	No.	As a % of total Shares held	
	(XII)		(XIII)	(XIV)
0	0.00	0	0.00	68520890
0	0.00	NA	NA	172858525
0	0.00	NA	NA	
0	0.00	NA	NA	
0	0.00	NA	NA	
0	0.00			
0	0.00			241379415




Table II - Statement showing shareholding pattern of the Promoter and Promoter Group							
Category	Category & Name of the Shareholder	PAN	No of Shareholders	No of fully paid up equity shares held	No of Partly paid-up equity shares held	No of Shares Underlying Depository Receipts	Total No of Shares Held (IV+V+VI)
	(I)	(II)	(III)	(IV)	(V)	(VI)	(VII)
(1)	Indian						
(a)	Individuals/Hindu undivided Family						
	JAYESH PATEL	AABPP8199G	3	55444740	0	0	55444740
	VINOD PARASRAM RAMNANI	AANPR1062Q	1	11815983	0	0	11815983
	USHA VINOD RAMNANI	AANPR1067M	1	34043581	0	0	34043581
(b)	Central Government/State Government(s)		1	9585176	0	0	9585176
(c)	Financial Institutions/Banks		0	0	0	0	0
(d)	Any Other		0	0	0	0	0
	<b>Sub-Total (A)(1)</b>		<b>3</b>	<b>55444740</b>	<b>0</b>	<b>0</b>	<b>55444740</b>
(2)	Foreign						
(a)	Individuals (Non-Resident Individuals/Foreign Individuals)						
	THOMAS DIETIKER	ALMPD5485F	1	13076150	0	0	13076150
(b)	Government		1	13076150	0	0	13076150
(c)	Institutions		0	0	0	0	0
			0	0	0	0	0
(d)	Foreign Portfolio Investor		0	0	0	0	0
(e)	Any Other		0	0	0	0	0
	<b>Sub-Total (A)(2)</b>		<b>1</b>	<b>13076150</b>	<b>0</b>	<b>0</b>	<b>13076150</b>
	<b>Total Shareholding of Promoter and Promoter Group (A) = (A)(1)+(A)(2)</b>		<b>4</b>	<b>68520890</b>	<b>0</b>	<b>0</b>	<b>68520890</b>



Shareholding as a % of total no of shares (A+B+C2)	Number of Voting Rights held in each class of securities			Total as a % of (A+B+C)	No of Shares Underlying Outstanding convertible securities (Including Warrants)	Shareholding as a % assuming full conversion of convertible Securities (as a percentage of diluted share capital)	Number of Locked in Shares		Number of Shares pledged or otherwise encumbered	Number of equity shares held in dematerialized form		
	No of Voting Rights						No.	As a % of total Shares held			No.	As a % of total Shares held
	Class X	Class Y	Total									
(VIII)	(IX)			(X)	(XI)	(XII)	(XIII)	(XIV)				
22.88	55444740	0	55444740	22.88	0	22.88	0	0.00	0.00	55444740		
4.88	11815983	0	11815983	4.88	0	4.88	0	0.00	0.00	11815983		
14.05	34043581	0	34043581	14.05	0	14.05	0	0.00	0.00	34043581		
3.96	9585176	0	9585176	3.96	0	3.96	0	0.00	0.00	9585176		
0.00	0	0	0	0.00	0	0.00	0	0.00	0.00	0		
0.00	0	0	0	0.00	0	0.00	0	0.00	0.00	0		
0.00	0	0	0	0.00	0	0.00	0	0.00	0.00	0		
22.88	55444740	0	55444740	22.88	0	22.88	0	0.00	0.00	55444740		
5.40	13076150	0	13076150	5.40	0	5.40	0	0.00	0.00	13076150		
5.40	13076150	0	13076150	5.40	0	5.40	0	0.00	0.00	13076150		
0.00	0	0	0	0.00	0	0.00	0	0.00	0.00	0		
0.00	0	0	0	0.00	0	0.00	0	0.00	0.00	0		
0.00	0	0	0	0.00	0	0.00	0	0.00	0.00	0		
0.00	0	0	0	0.00	0	0.00	0	0.00	0.00	0		
0.00	0	0	0	0.00	0	0.00	0	0.00	0.00	0		
5.40	13076150	0	13076150	5.40	0	5.40	0	0.00	0.00	13076150		
28.28	68520890	0	68520890	28.28	0	28.28	0	0.00	0.00	68520890		



Table III - Statement showing shareholding pattern of the Public shareholder

Category	Category & Name of the Shareholder	PAN	No of Shareholders	No of fully paid up equity shares held	No of Partly paid-up equity shares held	No of Shares Underlying Depository Receipts	Total No of Shares Held (IV+V+VI)	Shareholding as a % of total no of shares (A+B+Cz)
	(I)	(II)	(III)	(IV)	(V)	(VI)	(VII)	(VIII)
(1)	Institutions							
(a)	Mutual Funds							
(b)	Venture Capital Funds		1	2589	0	0	2589	0.00
(c)	Alternate Investment Funds		0	0	0	0	0	0.00
(d)	Foreign Venture Capital Investors		0	0	0	0	0	0.00
(e)	Foreign Portfolio Investors		0	0	0	0	0	0.00
	HSBC GLOBAL INVESTMENT FUNDS A/C HSBC GIF MAURITIUS LIMITED	AAACH2172B	15	20884647	0	0	20884647	8.62
	EMERGING INDIA FOCUS FUNDS	AACCE0596N	1	9509330	0	0	9509330	3.92
(f)	Financial Institutions/Banks		1	7540939	0	0	7540939	3.11
	LIFE INSURANCE CORPORATION OF INDIA	AAACL0582H	11	4322123	0	0	4322123	1.78
(g)	Insurance Companies		4	3320434	0	0	3320434	1.37
(h)	Provident Funds/Pension Funds		0	0	0	0	0	0.00
(i)	Any Other		0	0	0	0	0	0.00
	FOREIGN NATIONALS							
	Sub Total (B)(1)		1	39	0	0	39	0.00
(2)	Central Government/State Government(s)/President of India		28	25209398	0	0	25209398	10.40
	Sub Total (B)(2)		0	0	0	0	0	0.00
(3)	Non-Institutions		0	0	0	0	0	0.00
(a)	i. Individual shareholders holding nominal share capital up to Rs.2 lakhs		92705	73126158	0	0	73126158	30.18
	ii. Individual shareholders holding nominal share capital in excess of Rs. 2 Lakhs		488	31739904	0	0	31739904	13.10
(b)	NBFCs Registered with RBI							
(c)	Employee Trusts		9	132970	0	0	132970	0.05
(d)	Overseas Depositories (Holding DRs)(Balancing figure)		0	0	0	0	0	0.00
(e)	Any Other		0	0	0	0	0	0.00
	TRUSTS							
	NON RESIDENT INDIANS		5	18192	0	0	18192	0.01
	ANNA THOMAS CHACKO	AEUPC4882Q	1773	19870024	0	0	19870024	8.20
	PUSHPA BOSE	AKKP4375M	3	4481706	0	0	4481706	1.85
	CLEARING MEMBERS		1	2778061	0	0	2778061	1.15
	BODIES CORPORATES		286	2655404	0	0	2655404	1.10
	FRACTIONAL SHARES		1222	21035180	0	0	21035180	8.68
	Sub Total (B)(3)		1	11287	0	0	11287	0.00
	Total Public Shareholding (B) = (B)(1)+(B)(2)+(B)(3)		96489	148589119	0	0	148589119	61.32
			96517	173798517	0	0	173798517	71.72





Number of Voting Rights held in each class of securities

No of Shares Underlying Outstanding convertible securities (Including Warrants)

Shareholding as a % assuming full conversion of convertible Securities (as a percentage of diluted share capital)

Number of Locked in Shares

Number of Shares pledged or otherwise encumbered

Number of equity shares held in dematerialized form

Class X	No of Voting Rights		Total as a % of (A+B+C)	(X)	(XI)	No.	As a % of total Shares held	As a % of total Shares held	(XIV)
	Class Y	Total							
2589	0	2589	0.00	0	0.00	0	0.00	NA	2589
0	0	0	0.00	0	0.00	0	0.00	NA	0
0	0	0	0.00	0	0.00	0	0.00	NA	0
0	0	0	0.00	0	0.00	0	0.00	NA	0
20884647	0	20884647	8.62	0	8.62	0	0.00	NA	20884647
9509330	0	9509330	3.92	0	3.92	0	0.00	NA	9509330
7540939	0	7540939	3.11	0	3.11	0	0.00	NA	7540939
4322123	0	4322123	1.78	0	1.78	0	0.00	NA	4322123
3320434	0	3320434	1.37	0	1.37	0	0.00	NA	3320434
0	0	0	0.00	0	0.00	0	0.00	NA	0
0	0	0	0.00	0	0.00	0	0.00	NA	0
39	0	39	0.00	0	0.00	0	0.00	NA	39
25209398	0	25209398	10.40	0	10.40	0	0.00	NA	25209398
0	0	0	0.00	0	0.00	0	0.00	NA	0
0	0	0	0.00	0	0.00	0	0.00	NA	0
73126158	0	73126158	30.18	0	30.18	0	0.00	NA	73126158
31739904	0	31739904	13.10	0	13.10	0	0.00	NA	31446207
132970	0	132970	0.05	0	0.05	0	0.00	NA	132970
0	0	0	0.00	0	0.00	0	0.00	NA	0
0	0	0	0.00	0	0.00	0	0.00	NA	0
18192	0	18192	0.01	0	0.01	0	0.00	NA	18192
19870024	0	19870024	8.20	0	8.20	0	0.00	NA	19528712
4481706	0	4481706	1.85	0	1.85	0	0.00	NA	4481706
2778061	0	2778061	1.15	0	1.15	0	0.00	NA	2778061
2655404	0	2655404	1.10	0	1.10	0	0.00	NA	2655404
21035180	0	21035180	8.68	0	8.68	0	0.00	NA	21035180
11287	0	11287	0.00	0	0.00	0	0.00	NA	11287
148589119	0	148589119	61.32	0	61.32	0	0.00	NA	147649127
173798517	0	173798517	71.72	0	71.72	0	0.00	NA	172858525




Table IV - Statement showing shareholding pattern of the Non Promoter - Non Public Shareholder

Category	Category & Name of the Shareholder	PAN	No of Shareholders	No of fully paid up equity shares held	No of Partly paid-up equity shares held	No of Shares Underlying Depository Receipts	Total No of Shares Held (IV+V+VI)	Shareholding as a % of total no of shares (A+B+C2)
	(I)	(II)	(III)	(IV)	(V)	(VI)	(VII)	(VIII)
(1)	Custodian/DR Holder							
(2)	Employee Benefit Trust (under SEBI(Share based Employee Benefit) Regu							
	<b>Total Non-Promoter-Non Public Shareholding (C) = (C)(1)+(C)(2)</b>		<b>0</b>	<b>0</b>	<b>0</b>	<b>0</b>	<b>0</b>	<b>0.00</b>



Number of Voting Rights held in each class of securities

No of Shares Underlying Outstanding convertible securities (Including Warrants)

Shareholding as a % assuming full conversion of convertible Securities (as a percentage of diluted share capital)

Number of Locked in Shares

Number of Shares pledged or otherwise encumbered

Number of equity shares held in dematerialized form

Class X	No of Voting Rights		Total as a % of (A+B+C)	(X)	(XI)	No.	As a % of total Shares held	(XII)	As a % of total Shares held	(XIII)	As a % of total Shares held	(XIV)
	Class Y	Total										
	0	0	0.00	0	0.00	0	0.00	0	0.00	NA	NA	0
	0	0	0.00	0	0.00	0	0.00	0	0.00	NA	NA	0
	0	0	0.00	0	0.00	0	0.00	0	0.00			0

