



OPTO CIRCUITS (INDIA) LIMITED.

20th April 2016

The Manager
Department of Corporate Services
Bombay Stock Exchange Ltd
PJ Towers, Dalal Street
Fort, MUMBAI – 400 001

The Manager
National Stock Exchange of India Ltd
Exchange Plaza
Bandra Kurla Complex
Bandra (E), MUMBAI – 400 051

Dear Sir,

Sub: Submission of Shareholding pattern under Reg: 31(1)(a)/31(1)(b)/31(1)(c) for the quarter ended 31st March 2016.

We are enclosing herewith the statement of Shareholding pattern, in the prescribed format for the quarter ended 31st March 2016.

Kindly acknowledge the receipt.

Thanking you,

Yours faithfully,
For Opto Circuits (India) Limited.,


Company Secretary.

Encl: a/a.

CIN: L85110KA1992PLC013223

Format of Holding of Specified securities

1. Name of Listed Entity: OPTO CIRCUITS (INDIA) LIMITED
2. Scrip Code/Name of Scrip/Class of Security: 532391, OPTOCIRCUIT, EQUITY SHARES
3. Share Holding Pattern Filed under: Reg. 31(1)(a)/Reg.31(1)(b)/Reg.31(1)(c)
 - a. if under 31(1)(b) then indicate the report for quarter ending 31/03/2016
 - b. if under 31(1)(c) then indicate date of allotment/extinguishment

4. Declaration : The Listed entity is required to submit the following declaration to the extent of submission of information:

| Particulars | YES* | NO* |
|---|------|-----|
| a. Whether the Listed Entity has issued any partly paid up shares | | ✓ |
| b. Whether the Listed Entity has issued any Convertible Securities or Warrants? | | ✓ |
| c. Whether the Listed Entity has any shares against which depository receipts are issued? | | ✓ |
| d. Whether the Listed Entity has any shares in locked-in? | | ✓ |
| e. Whether any shares held by promoters are pledge or otherwise encumbered? | | ✓ |

*If the Listed Entity selects the option 'NO' for the questions above, the columns for the partly paid up shares, Outstanding Convertible Securities/Warrants, depository receipts, locked-in shares, No of shares pledged or otherwise encumbered by promoters, as applicable, shall not be displayed at the time of dissemination on the Stock Exchange website. Also wherever there is 'No' declared by Listed entity in above table the values will be considered as 'Zero' by default on submission of the format of holding of specified securities.

5 The tabular format for disclosure of holding of specified securities is as follows:



Table I - Summary Statement holding of specified securities

| Category | Category of Shareholder | No of Shareholders | No of fully paid up equity shares held | No of Partly paid-up equity shares held | No of Shares Underlying Depository Receipts | Total No of Shares Held (VII) = (IV)+(V)+(VI) |
|----------|---------------------------------|--------------------|--|---|---|---|
| (I) | (II) | (III) | (IV) | (V) | (VI) | (VII) |
| (A) | Promoter & Promoter Group | 4 | 68520890 | 0 | 0 | 68520890 |
| (B) | Public | 101030 | 173798517 | 0 | 0 | 173798517 |
| (C) | Non Promoter-Non Public | | | | | |
| (C1) | Shares underlying DRs | 0 | 0 | 0 | 0 | 0 |
| (C2) | Shares held by Employees Trusts | 0 | 0 | 0 | 0 | 0 |
| | Total: | 101034 | 242319407 | 0 | 0 | 242319407 |



TABLE - 1

| Shareholding as a % of total no of shares (As a % of (A+B+C2)) | Number of Voting Rights held in each class of securities | | | | No of Shares Underlying Outstanding convertible securities (Including Warrants) | Shareholding as a % assuming full conversion of convertible Securities (as a percentage of diluted share capital) |
|--|--|---------|-----------|-------------------------|---|---|
| | No of Voting Rights | | | Total as a % of (A+B+C) | | |
| | Class X | Class Y | Total | | | |
| (VIII) | | | (IX) | | (X) | (XI) |
| 28.28 | 68520890 | 0 | 68520890 | 28.28 | 0 | 28.28 |
| 71.72 | 173798517 | 0 | 173798517 | 71.72 | 0 | 71.72 |
| NA | 0 | 0 | 0 | 0.00 | 0 | NA |
| 0.00 | 0 | 0 | 0 | 0.00 | 0 | 0.00 |
| 100.00 | 242319407 | 0 | 242319407 | 100.00 | 0 | 100.00 |



TABLE. 1

| Number of Locked in Shares | | Number of Shares pledged or otherwise encumbered | | Number of equity shares held in dematerialized form |
|----------------------------|-----------------------------|--|-----------------------------|---|
| No. | As a % of total Shares held | No. | As a % of total Shares held | |
| | (XII) | | (XIII) | (XIV) |
| 0 | 0.00 | 0 | 0.00 | 68520890 |
| 0 | 0.00 | NA | NA | 172847525 |
| 0 | 0.00 | NA | NA | 0 |
| 0 | 0.00 | NA | NA | 0 |
| 0 | 0.00 | 0 | 0.00 | 241368415 |



Table II - Statement showing shareholding pattern of the Promoter and Promoter Group

| Category | Category & Name of the Shareholder | PAN | No of Shareholders | No of fully paid up equity shares held | No of Partly paid-up equity shares held | No of Shares Underlying Depository Receipts | Total No of Shares Held (IV+V+VI) |
|----------|---|------------|--------------------|--|---|---|-----------------------------------|
| | (i) | (ii) | (iii) | (iv) | (v) | (vi) | (vii) |
| (1) | Indian | | | | | | |
| (a) | Individuals/Hindu undivided Family | | 3 | 55444740 | 0 | 0 | 55444740 |
| | JAYESH PATEL | AABPP8199G | 1 | 11815983 | 0 | 0 | 11815983 |
| | VINOD PARASRAM RAMNANI | AANPR1062Q | 1 | 34043581 | 0 | 0 | 34043581 |
| | USHA VINOD RAMNANI | AANPR1067M | 1 | 9585176 | 0 | 0 | 9585176 |
| (b) | Central Government/State Government(s) | | 0 | 0 | 0 | 0 | 0 |
| (c) | Financial Institutions/Banks | | 0 | 0 | 0 | 0 | 0 |
| (d) | Any Other | | 0 | 0 | 0 | 0 | 0 |
| | Sub-Total (A)(1) | | 3 | 55444740 | 0 | 0 | 55444740 |
| (2) | Foreign | | | | | | |
| (a) | Individuals (Non-Resident Individuals/Foreign Individuals | | 1 | 13076150 | 0 | 0 | 13076150 |
| | THOMAS DIETIKER | ALMPD5485F | 1 | 13076150 | 0 | 0 | 13076150 |
| (b) | Government | | 0 | 0 | 0 | 0 | 0 |
| (c) | Institutions | | 0 | 0 | 0 | 0 | 0 |
| (d) | Foreign Portfolio Investor | | 0 | 0 | 0 | 0 | 0 |
| (e) | Any Other | | 0 | 0 | 0 | 0 | 0 |
| | Sub-Total (A)(2) | | 1 | 13076150 | 0 | 0 | 13076150 |
| | Total Shareholding of Promoter and Promoter Group (A)=[(1)+(A)(2)] | | 4 | 68520890 | 0 | 0 | 68520890 |




TABLE - II

| Shareholding as a % of total no of shares (calculated as per SCRR, 1957 (VIII) As a % of (A+B+C2) | Number of Voting Rights held in each class of securities | | | Total as a % of (A+B+C) | No of Shares Underlying Outstanding convertible securities (Including Warrants) | Shareholding as a % assuming full conversion of convertible Securities (as a percentage of diluted share capital) (VI)+(X) As a % of (A+B+C2) | Number of Locked in Shares | | Number of Shares pledged or otherwise encumbered | | Number of equity shares held in dematerialized form |
|---|--|---------|------------|-------------------------|---|---|----------------------------|-----------------------------|--|-----------------------------|---|
| | No of Voting Rights | | | | | | No. | As a % of total Shares held | No. | As a % of total Shares held | |
| | Class X | Class Y | Total (IX) | | | | | | | | |
| (VIII) | | | | (X) | | (XI) | | | | | (XIV) |
| 22.88 | 55444740 | 0 | 55444740 | 22.88 | 0 | 22.88 | 0 | 0.00 | 0 | 0.00 | 55444740 |
| 4.88 | 11815983 | 0 | 11815983 | 4.88 | 0 | 4.88 | 0 | 0.00 | 0 | 0.00 | 11815983 |
| 14.05 | 34043581 | 0 | 34043581 | 14.05 | 0 | 14.05 | 0 | 0.00 | 0 | 0.00 | 34043581 |
| 3.96 | 9585176 | 0 | 9585176 | 3.96 | 0 | 3.96 | 0 | 0.00 | 0 | 0.00 | 9585176 |
| 0.00 | 0 | 0 | 0 | 0.00 | 0 | 0.00 | 0 | 0.00 | 0 | 0.00 | 0 |
| 0.00 | 0 | 0 | 0 | 0.00 | 0 | 0.00 | 0 | 0.00 | 0 | 0.00 | 0 |
| 0.00 | 0 | 0 | 0 | 0.00 | 0 | 0.00 | 0 | 0.00 | 0 | 0.00 | 0 |
| 22.88 | 55444740 | 0 | 55444740 | 22.88 | 0 | 22.88 | 0 | 0.00 | 0 | 0.00 | 55444740 |
| 5.40 | 13076150 | 0 | 13076150 | 5.40 | 0 | 5.40 | 0 | 0.00 | 0 | 0.00 | 13076150 |
| 5.40 | 13076150 | 0 | 13076150 | 5.40 | 0 | 5.40 | 0 | 0.00 | 0 | 0.00 | 13076150 |
| 0.00 | 0 | 0 | 0 | 0.00 | 0 | 0.00 | 0 | 0.00 | 0 | 0.00 | 0 |
| 0.00 | 0 | 0 | 0 | 0.00 | 0 | 0.00 | 0 | 0.00 | 0 | 0.00 | 0 |
| 0.00 | 0 | 0 | 0 | 0.00 | 0 | 0.00 | 0 | 0.00 | 0 | 0.00 | 0 |
| 0.00 | 0 | 0 | 0 | 0.00 | 0 | 0.00 | 0 | 0.00 | 0 | 0.00 | 0 |
| 0.00 | 0 | 0 | 0 | 0.00 | 0 | 0.00 | 0 | 0.00 | 0 | 0.00 | 0 |
| 5.40 | 13076150 | 0 | 13076150 | 5.40 | 0 | 5.40 | 0 | 0.00 | 0 | 0.00 | 13076150 |
| 28.28 | 68520890 | 0 | 68520890 | 28.28 | 0 | 28.28 | 0 | 0.00 | 0 | 0.00 | 68520890 |




Table III - Statement showing shareholding pattern of the Public shareholder

| Category | Category & Name of the Shareholder | PAN | No of Shareholders | No of fully paid up equity shares held | No of Partly paid-up equity shares held | No of Shares Underlying Depository Receipts | Total No of Shares Held (IV+V+VI) | Shareholding as a % of total no of shares (A+B+C2) |
|----------|--|------------|--------------------|--|---|---|-----------------------------------|--|
| | (I) | (II) | (III) | (IV) | (V) | (VI) | (VII) | (VIII) |
| (1) | Institutions | | | | | | | |
| (a) | Mutual Funds * | | 1 | 2540 | 0 | 0 | 2540 | 0.00 |
| (b) | Venture Capital Funds * | | 0 | 0 | 0 | 0 | 0 | 0.00 |
| (c) | Alternate Investment Funds * | | 0 | 0 | 0 | 0 | 0 | 0.00 |
| (d) | Foreign Venture Capital Investors * | | 0 | 0 | 0 | 0 | 0 | 0.00 |
| (e) | Foreign Portfolio Investors * | | 14 | 6224180 | 0 | 0 | 6224180 | 2.57 |
| (f) | EMERGING INDIA FOCUS FUNDS | AACCE0596N | 1 | 4294822 | 0 | 0 | 4294822 | 1.77 |
| | Financial Institutions/Banks * | | 12 | 4444232 | 0 | 0 | 4444232 | 1.83 |
| (g) | LIFE INSURANCE CORPORATION OF INDIA | AAACL0582H | 4 | 3320434 | 0 | 0 | 3320434 | 1.37 |
| (h) | Insurance Companies * | | 0 | 0 | 0 | 0 | 0 | 0.00 |
| (i) | Provident Funds/Pension Funds | | 0 | 0 | 0 | 0 | 0 | 0.00 |
| | Any Other | | 0 | 0 | 0 | 0 | 0 | 0.00 |
| | FOREIGN NATIONALS | | 1 | 39 | 0 | 0 | 39 | 0.00 |
| (2) | Sub Total (B)(1) | | 28 | 10670991 | 0 | 0 | 10670991 | 4.40 |
| | Central Government/State Government(s)/President of India | | 0 | 0 | 0 | 0 | 0 | 0.00 |
| (3) | Sub Total (B)(2) | | 0 | 0 | 0 | 0 | 0 | 0.00 |
| | Non-Institutions | | | | | | | |
| (a) | i. Individual shareholders holding nominal share capital up to Rs.2 lakhs | | 97337 | 82628679 | 0 | 0 | 82628679 | 34.10 |
| | ii. Individual shareholders holding nominal share capital in excess of Rs. 2 | | 592 | 38439618 | 0 | 0 | 38439618 | 15.86 |
| (b) | NBFCs Registered with RBI * | | 9 | 55040 | 0 | 0 | 55040 | 0.02 |
| (c) | Employee Trusts * | | 0 | 0 | 0 | 0 | 0 | 0.00 |
| (d) | Overseas Depositories (Holding DRs)/(Balancing figure) * | | 0 | 0 | 0 | 0 | 0 | 0.00 |
| (e) | Any Other | | | | | | | |
| | TRUSTS | | 4 | 12592 | 0 | 0 | 12592 | 0.01 |
| | NON RESIDENT INDIANS * | | 1792 | 19895775 | 0 | 0 | 19895775 | 8.21 |
| | ANNA THOMAS CHACKO | AEUPC4882Q | 3 | 4481706 | 0 | 0 | 4481706 | 1.85 |
| | PUSHPA BOSE | AKKPB4375M | 1 | 2778061 | 0 | 0 | 2778061 | 1.15 |
| | CLEARING MEMBERS * | | 111 | 870443 | 0 | 0 | 870443 | 0.36 |
| | BODIES CORPORATES * | | 1156 | 21214092 | 0 | 0 | 21214092 | 8.75 |
| | FRACTIONAL SHARES * | | 1 | 11287 | 0 | 0 | 11287 | 0.00 |
| | Sub Total (B)(3) | | 101002 | 163127526 | 0 | 0 | 163127526 | 67.32 |
| | Total Public Shareholding (B) = (B)(1)+(B)(2)+(B)(3) | | 101030 | 173798517 | 0 | 0 | 173798517 | 71.72 |




TABLE III

| Number of Voting Rights held in each class of securities | | | Total as a % of (A+B+C) | No of Shares Underlying convertible securities (Including Warrants) | Shareholding as a % assuming full conversion of convertible Securities (as a percentage of diluted share capital) | Number of Locked in Shares | | Number of Shares pledged or otherwise encumbered | | Number of equity shares held in dematerialized form |
|--|---------|-----------|-------------------------|---|---|----------------------------|-----------------------------|--|-----------------------------|---|
| Class X | Class Y | Total | | | | No. | As a % of total Shares held | No. | As a % of total Shares held | |
| No of Voting Rights | | | (IX) | (X) | (XI) | (XII) | (XIII) | (XIV) | | |
| 2540 | 0 | 2540 | 0.00 | 0 | 0.00 | 0 | 0.00 | NA | NA | 2540 |
| 0 | 0 | 0 | 0.00 | 0 | 0.00 | 0 | 0.00 | NA | NA | 0 |
| 0 | 0 | 0 | 0.00 | 0 | 0.00 | 0 | 0.00 | NA | NA | 0 |
| 0 | 0 | 0 | 0.00 | 0 | 0.00 | 0 | 0.00 | NA | NA | 0 |
| 6224180 | 0 | 6224180 | 2.57 | 0 | 2.57 | 0 | 0.00 | NA | NA | 6224180 |
| 4294822 | 0 | 4294822 | 1.77 | 0 | 1.77 | 0 | 0.00 | NA | NA | 4294822 |
| 4444232 | 0 | 4444232 | 1.83 | 0 | 1.83 | 0 | 0.00 | NA | NA | 4444232 |
| 3320434 | 0 | 3320434 | 1.37 | 0 | 1.37 | 0 | 0.00 | NA | NA | 3320434 |
| 0 | 0 | 0 | 0.00 | 0 | 0.00 | 0 | 0.00 | NA | NA | 0 |
| 0 | 0 | 0 | 0.00 | 0 | 0.00 | 0 | 0.00 | NA | NA | 0 |
| 39 | 0 | 39 | 0.00 | 0 | 0.00 | 0 | 0.00 | NA | NA | 39 |
| 10670991 | 0 | 10670991 | 4.40 | 0 | 4.40 | 0 | 0.00 | NA | NA | 10670991 |
| 0 | 0 | 0 | 0.00 | 0 | 0.00 | 0 | 0.00 | NA | NA | 0 |
| 0 | 0 | 0 | 0.00 | 0 | 0.00 | 0 | 0.00 | NA | NA | 0 |
| 82628679 | 0 | 82628679 | 34.10 | 0 | 34.10 | 0 | 0.00 | NA | NA | 82628679 |
| 38439618 | 0 | 38439618 | 15.86 | 0 | 15.86 | 0 | 0.00 | NA | NA | 38439618 |
| 55040 | 0 | 55040 | 0.02 | 0 | 0.02 | 0 | 0.00 | NA | NA | 55040 |
| 0 | 0 | 0 | 0.00 | 0 | 0.00 | 0 | 0.00 | NA | NA | 0 |
| 0 | 0 | 0 | 0.00 | 0 | 0.00 | 0 | 0.00 | NA | NA | 0 |
| 12592 | 0 | 12592 | 0.01 | 0 | 0.01 | 0 | 0.00 | NA | NA | 12592 |
| 19895775 | 0 | 19895775 | 8.21 | 0 | 8.21 | 0 | 0.00 | NA | NA | 19895775 |
| 4481706 | 0 | 4481706 | 1.85 | 0 | 1.85 | 0 | 0.00 | NA | NA | 4481706 |
| 2778061 | 0 | 2778061 | 1.15 | 0 | 1.15 | 0 | 0.00 | NA | NA | 2778061 |
| 870443 | 0 | 870443 | 0.36 | 0 | 0.36 | 0 | 0.00 | NA | NA | 870443 |
| 21214092 | 0 | 21214092 | 8.75 | 0 | 8.75 | 0 | 0.00 | NA | NA | 21214092 |
| 11287 | 0 | 11287 | 0.00 | 0 | 0.00 | 0 | 0.00 | NA | NA | 11287 |
| 163127526 | 0 | 163127526 | 67.32 | 0 | 67.32 | 0 | 0.00 | NA | NA | 163127526 |
| 173798517 | 0 | 173798517 | 71.72 | 0 | 71.72 | 0 | 0.00 | NA | NA | 173798517 |

Table IV - Statement showing shareholding pattern of the Non Promoter - Non Public Shareholder

| Category | Category & Name of the Shareholder | PAN | No of Shareholders | No of fully paid up equity shares held | No of Partly paid-up equity shares held | No of Shares Underlying Depository Receipts | Total No of Shares Held (IV+V+VI) | Shareholding as a % of total no of shares (A+B+C2) |
|----------|---|------|--------------------|--|---|---|-----------------------------------|--|
| | (I) | (II) | (III) | (IV) | (V) | (VI) | (VII) | (VIII) |
| (1) | Custodian/DR Holder | | | | | | | |
| (2) | Employee Benefit Trust (under SEBI(Share based Employee Benefit) Regu | | | | | | | |
| | Total Non-Promoter-Non Public Shareholding (C) = (C)(1)+(C)(2) | | 0 | 0 | 0 | 0 | 0 | 0.00 |



TABLE IV. CONT...

| Number of Voting Rights held in each class of securities | | No of Voting Rights | | Total as a % of (A+B+C) | No of Shares Underlying Outstanding convertible securities (Including Warrants) | Shareholding as a % assuming full conversion of convertible Securities (as a percentage of diluted share capital) | Number of Locked in Shares | | Number of Shares pledged or otherwise encumbered | | Number of equity shares held in dematerialized form |
|--|---|---------------------|---------|-------------------------|---|---|----------------------------|--------|--|-----|---|
| | | Class X | Class Y | | | | Total | No. | As a % of total Shares held | No. | |
| | | | (IX) | | (X) | (XI) | (XII) | (XIII) | (XIV) | | |
| 0 | 0 | 0 | 0 | 0.00 | 0 | 0.00 | 0 | 0.00 | NA | NA | 0 |
| 0 | 0 | 0 | 0 | 0.00 | 0 | 0.00 | 0 | 0.00 | NA | NA | 0 |
| 0 | 0 | 0 | 0 | 0.00 | 0 | 0.00 | 0 | 0.00 | NA | NA | 0 |
| 0 | 0 | 0 | 0 | 0.00 | 0 | 0.00 | 0 | 0.00 | NA | NA | 0 |



TABLE III A PERSON IN CONCERT

| Details of the shareholders acting as persons in Concert including their Shareholding: | | | |
|--|-------------|--------------|----------|
| Name of Shareholder | Name of PAC | No of shares | Holding% |
| | | | |
| Total: | | 0 | 0 |

