

Format of Holding of Specified securities

1. **Name of Listed Entity:OPTO CIRCUITS (INDIA) LIMITED**
2. **Scrip Code/Name of Scrip/Class of Security:532391,OPTOCIRCUIT,EQUITY SHARES**
3. **Share Holding Pattern Filed under: Reg. 31(1)(a)/Reg.31(1)(b)/Reg.31(1)(c)**
  - a. **if under 31(1)(b) then indicate the report for quarter ending 31/12/2018**
  - b. **if under 31(1)(c) then indicate date of allotment/extinguishment**

Declaration : The Listed entity is required to submit the following declaration to the extent of submission of information:

Particulars	YES*	NO*
a. Whether the Listed Entity has issued any partly paid up shares		✓
b. Whether the Listed Entity has issued any Convertible Securities or Warrants?		✓
c. Whether the Listed Entity has any shares against which depository receipts are issued?		✓
d. Whether the Listed Entity has any shares in locked-in?	✓	
e. Whether any shares held by promoters are pledge or otherwise encumbered?		✓

\*if the Listed Entity selects the option 'NO' for the questions above, the columns for the partly paid up shares, Outstanding Convertible Securities/Warrants, depository receipts, locked-in shares, No of shares pledged or otherwise encumbered by promoters, as applicable, shall not be displayed at the time of dissemination on the Stock Exchange website. Also wherever there is 'No' declared by Listed entity in above table the values will be considered as 'Zero' by default on submission of the format of holding of specified securities.

- 5 The tabular format for disclosure of holding of specified securities is as follows:





Table I - Summary Statement holding of specified securities

Category	Category of Shareholder	No of Shareholders	No of fully paid up equity shares held	No of Partly paid-up equity shares held	No of Shares Underlying Depository Receipts	Total No of Shares Held (VII) = (IV)+(V)+(VI)	Shareholding as a % of total no of shares (As a % of (A+B+C2))
(I)	(II)	(III)	(IV)	(V)	(VI)	(VII)	(VIII)
(A)	Promoter & Promoter Group	4	60237099	0	0	60237099	20.95
(B)	Public	86782	227258307	0	0	227258307	79.05
(C)	Non Promoter-Non Public						
(C1)	Shares underlying DRs	0	0	0	0	0	NA
(C2)	Shares held by Employees Trusts	0	0	0	0	0	0.00
	<b>Total:</b>	<b>86786</b>	<b>287495406</b>	<b>0</b>	<b>0</b>	<b>287495406</b>	<b>100.00</b>



Number of Voting Rights held in each class of securities			No of Shares Underlying Outstanding convertible securities (Including Warrants)	Shareholding as a % assuming full conversion of convertible Securities (as a percentage of diluted share capital)	Number of Locked in Shares		Number of Shares pledged or otherwise encumbered		Number of equity shares held in dematerialized form
Total as a % of (A+B+C)		No.			As a % of total Shares held	No.	As a % of total Shares held		
No of Voting Rights			(X)	(XI)	(XII)	(XIII)	(XIV)		
Class X	Class Y	Total							
		(IX)							
60237099	0	60237099	0	20.95	0	0.00	0	0.00	60237099
227258307	0	227258307	0	79.05	48612638	20.76	NA	NA	226509194
0	0	0	0	0.00	0	0.00	NA	NA	0
0	0	0	0	0.00	0	0.00	NA	NA	0
287495406	0	287495406	0	100.00	48612638	16.91	0	0.00	286746293



Table II - Statement showing shareholding pattern of the Promoter and Promoter Group

Category	Category & Name of the Shareholder	PAN	No of Shareholders	No of fully paid up equity shares held	No of Partly paid-up equity shares held	No of Shares Underlying Depository Receipts	Total No of Shares Held (IV+V+VI)	Shareholding as a % of total no of shares (calculated as per SCRR, 1957 (VIII) As a % of (A+B+C2)
	(i)	(ii)	(iii)	(iv)	(v)	(vi)	(vii)	(viii)
(1)	Indian							
(a)	Individuals/Hindu undivided Family							
	JAYESH PATEL	AABPP8199G	3	57813442	0	0	57813442	20.11
	VINOD PARASRAM RAMNANI	AANPR1062Q	1	11354685	0	0	11354685	3.95
	USHA VINOD RAMNANI	AANPR1067M	1	36243581	0	0	36243581	12.61
(b)	Central Government/State Government(s)		1	10215176	0	0	10215176	3.55
(c)	Financial Institutions/Banks		0	0	0	0	0	0.00
(d)	Any Other		0	0	0	0	0	0.00
	Sub-Total (A)(1)		3	57813442	0	0	57813442	20.11
(2)	Foreign							
(a)	Individuals (Non-Resident) Individuals/Foreign Individuals							
	THOMAS DIETIKER	ALMPD5485F	1	2423657	0	0	2423657	0.84
(b)	Government		1	2423657	0	0	2423657	0.84
(c)	Institutions		0	0	0	0	0	0.00
	Foreign Portfolio Investor		0	0	0	0	0	0.00
(d)	Foreign Portfolio Investor		0	0	0	0	0	0.00
(e)	Any Other		0	0	0	0	0	0.00
	Sub-Total (A)(2)		1	2423657	0	0	2423657	0.84
	Total Shareholding of Promoter and Promoter Group (A)=(A)(1)+(A)(2)		4	60237099	0	0	60237099	20.95



Number of Voting Rights held in each class of securities			Total as a % of (A+B+C)	No of Shares Underlying convertible securities (including Warrants)	Shareholding as a % assuming full conversion of convertible Securities (as a percentage of diluted share capital) (VII)+(X) As a % of (A+B+C2)	Number of Locked in Shares		Number of Shares pledged or otherwise encumbered		Number of equity shares held in dematerialized form
Class X	Class Y	Total				No.	As a % of total Shares held	No.	As a % of total Shares held	
(IX)			(X)	(XI)	(XII)	(XIII)	(XIV)			
57813442	0	57813442	20.11	0	20.11	0	0.00	0	0.00	57813442
11354685	0	11354685	3.95	0	3.95	0	0.00	0	0.00	11354685
36243581	0	36243581	12.61	0	12.61	0	0.00	0	0.00	36243581
10215176	0	10215176	3.55	0	3.55	0	0.00	0	0.00	10215176
0	0	0	0.00	0	0.00	0	0.00	0	0.00	0
0	0	0	0.00	0	0.00	0	0.00	0	0.00	0
0	0	0	0.00	0	0.00	0	0.00	0	0.00	0
57813442	0	57813442	20.11	0	20.11	0	0.00	0	0.00	57813442
2423657	0	2423657	0.84	0	0.84	0	0.00	0	0.00	2423657
2423657	0	2423657	0.84	0	0.84	0	0.00	0	0.00	2423657
0	0	0	0.00	0	0.00	0	0.00	0	0.00	0
0	0	0	0.00	0	0.00	0	0.00	0	0.00	0
0	0	0	0.00	0	0.00	0	0.00	0	0.00	0
0	0	0	0.00	0	0.00	0	0.00	0	0.00	0
0	0	0	0.00	0	0.00	0	0.00	0	0.00	0
2423657	0	2423657	0.84	0	0.84	0	0.00	0	0.00	2423657
60237099	0	60237099	20.95	0	20.95	0	0.00	0	0.00	60237099





Table III - Statement showing shareholding pattern of the Public shareholder

Category	Category & Name of the Shareholder	PAN	No of Shareholders	No of fully paid up equity shares held	No of Partly paid-up equity shares held	No of Shares Underlying Depository Receipts	Total No of Shares Held (IV+V+VI)	Shareholding as a % of total no of shares (A+B+C2)
(1)	(i)	(ii)	(iii)	(iv)	(v)	(vi)	(vii)	(viii)
(a)	Institutions							
(b)	Mutual Funds		0	0	0	0	0	0.00
(c)	Venture Capital Funds		0	0	0	0	0	0.00
(d)	Alternate Investment Funds		0	0	0	0	0	0.00
(e)	Foreign Venture Capital Investors		0	0	0	0	0	0.00
(f)	Foreign Portfolio Investors		4	1687156	0	0	1687156	0.59
(g)	Financial Institutions/Banks		4	3675090	0	0	3675090	1.28
(h)	LIFE INSURANCE CORPORATION OF INDIA	AAACLO582H	1	3320434	0	0	3320434	1.15
(i)	Insurance Companies		0	0	0	0	0	0.00
(j)	Provident Funds/Pension Funds		0	0	0	0	0	0.00
(k)	Any Other		0	0	0	0	0	0.00
(l)	FOREIGN NATIONALS							
(m)	Sub Total (B)(1)		1	39	0	0	39	0.00
(n)	Central Government/State Government(s)/President of India		9	5362285	0	0	5362285	1.87
(o)	Sub Total (B)(2)		0	0	0	0	0	0.00
(p)	Non-Institutions		0	0	0	0	0	0.00
(q)	i. Individual shareholders holding nominal share capital up to Rs.2 lakhs		83737	85539860	0	0	85539860	29.75
(r)	ii. Individual shareholders holding nominal share capital in excess of Rs. 2 lakhs		879	101859124	0	0	101859124	35.43
(s)	BHASKAR VALIVETI	AAHPV9306R	1	10682383	0	0	10682383	3.72
(t)	ANNA THOMAS CHACKO	AEUPC4882Q	1	10809129	0	0	10809129	3.76
(u)	GAUTAM V	AELPV4022R	1	6568118	0	0	6568118	2.28
(v)	GOBIND GUMNANI	AKWPG5440N	1	5422513	0	0	5422513	1.89
(w)	KABIR GOBIND GUMNANI	AMKPG0990P	1	3267322	0	0	3267322	1.14
(x)	MBFCs Registered with RBI		7	35121	0	0	35121	0.01
(y)	Employee Trusts		0	0	0	0	0	0.00
(z)	Overseas Depositories (Holding DRs) (Balancing figure)		0	0	0	0	0	0.00
(aa)	Any Other		0	0	0	0	0	0.00
(ab)	TRUSTS							
(ac)	NON RESIDENT INDIANS		3	8058	0	0	8058	0.00
(ad)	AVINA G. GUMNANI	AKWPG9021F	1027	20957269	0	0	20957269	7.29
(ae)	CLEARING MEMBERS		66	5725419	0	0	5725419	1.99
(af)	NON RESIDENT INDIAN NON REPATRIABLE		439	1421241	0	0	1421241	0.49
(ag)	BODIES CORPORATES		613	11863118	0	0	11863118	4.13
(ah)	FRACTIONAL SHARES		1	11287	0	0	11287	0.00
(ai)	I E P F		1	23562	0	0	23562	0.01
(aj)	Sub Total (B)(3)		86773	221896022	0	0	221896022	77.18
(ak)	Total Public Shareholding (B) = (B)(1)+(B)(2)+(B)(3)		86782	227258307	0	0	227258307	79.05




Number of Voting Rights held in each class of securities		No of Shares Underlying convertible securities (Including Warrants)		Shareholding as a % assuming full conversion of convertible Securities (as a percentage of diluted share capital)		Number of Locked in Shares		Number of Shares pledged or otherwise encumbered		Number of equity shares held in dematerialized form	
Class X	Class Y	Total as a % of (A+B+C)		(X)	(XI)	No.	As a % of total Shares held	No.	As a % of total Shares held	No.	As a % of total Shares held
		(IX)	(X)								
0	0	0	0.00	0	0.00	0	0.00	0	0.00	NA	NA
0	0	0	0.00	0	0.00	0	0.00	0	0.00	NA	NA
0	0	0	0.00	0	0.00	0	0.00	0	0.00	NA	NA
0	0	0	0.00	0	0.00	0	0.00	0	0.00	NA	NA
1687156	0	1687156	0.59	0	0.59	0	0.00	0	0.00	NA	NA
3675090	0	3675090	1.28	0	1.28	0	0.00	0	0.00	NA	NA
3320434	0	3320434	1.15	0	1.15	0	0.00	0	0.00	NA	NA
0	0	0	0.00	0	0.00	0	0.00	0	0.00	NA	NA
0	0	0	0.00	0	0.00	0	0.00	0	0.00	NA	NA
39	0	39	0.00	0	0.00	0	0.00	0	0.00	NA	NA
5362285	0	5362285	1.87	0	1.87	0	0.00	0	0.00	NA	NA
0	0	0	0.00	0	0.00	0	0.00	0	0.00	NA	NA
0	0	0	0.00	0	0.00	0	0.00	0	0.00	NA	NA
85539860	0	85539860	29.75	0	29.75	160028	0.19	NA	NA	NA	NA
101859124	0	101859124	35.43	0	35.43	39843104	39.12	NA	NA	NA	NA
10682383	0	10682383	3.72	0	3.72	8574681	80.27	NA	NA	NA	NA
10809129	0	10809129	3.76	0	3.76	8697676	80.47	NA	NA	NA	NA
6568118	0	6568118	2.28	0	2.28	6500000	98.96	NA	NA	NA	NA
5422513	0	5422513	1.89	0	1.89	4550000	83.91	NA	NA	NA	NA
3267322	0	3267322	1.14	0	1.14	2736838	83.76	NA	NA	NA	NA
35121	0	35121	0.01	0	0.01	0	0.00	NA	NA	NA	NA
0	0	0	0.00	0	0.00	0	0.00	NA	NA	NA	NA
0	0	0	0.00	0	0.00	0	0.00	NA	NA	NA	NA
8058	0	8058	0.00	0	0.00	0	0.00	NA	NA	NA	NA
20957269	0	20957269	7.29	0	7.29	8447006	40.31	NA	NA	NA	NA
6538702	0	6538702	2.27	0	2.27	0	0.00	NA	NA	NA	NA
5725419	0	5725419	1.99	0	1.99	5644730	98.59	NA	NA	NA	NA
177382	0	177382	0.06	0	0.06	0	0.00	NA	NA	NA	NA
1421241	0	1421241	0.49	0	0.49	0	0.00	NA	NA	NA	NA
11863118	0	11863118	4.13	0	4.13	162500	0.00	NA	NA	NA	NA
11287	0	11287	0.00	0	0.00	0	0.00	NA	NA	NA	NA
23562	0	23562	0.01	0	0.01	0	0.00	NA	NA	NA	NA
221896022	0	221896022	77.18	0	77.18	48612638	21.91	NA	NA	NA	NA
227258307	0	227258307	79.05	0	79.05	48612638	21.39	NA	NA	NA	NA



Table IV - Statement showing shareholding pattern of the Non Promoter - Non Public Shareholder

Category	Category & Name of the Shareholder	PAN	No of Shareholders	No of fully paid up equity shares held	No of Partly paid-up equity shares held	No of Shares Underlying Depository Receipts	Total No of Shares Held (IV+V+VI)	Shareholding as a % of total no of shares (A+B+C2)
	(I)	(II)	(III)	(IV)	(V)	(VI)	(VII)	(VIII)
(1)	Custodian/DR Holder		0	0	0	0	0	0.00
(2)	Employee Benefit Trust (under SEBI(Share based Employee Benefit) Regd)		0	0	0	0	0	0.00
	<b>Total Non-Promoter-Non Public Shareholding (C) = (C)(1)+(C)(2)</b>		<b>0</b>	<b>0</b>	<b>0</b>	<b>0</b>	<b>0</b>	<b>0.00</b>






Number of Voting Rights held in each class of securities			No of Shares Underlying Outstanding convertible securities (Including Warrants)	Shareholding as a % assuming full conversion of convertible Securities (as a percentage of diluted share capital)	Number of Locked in Shares		Number of Shares pledged or otherwise encumbered		Number of equity shares held in dematerialized form
No of Voting Rights		Total as a % of (A+B+C)			No.	As a % of total Shares held	No.	As a % of total Shares held	
Class X	Class Y	Total	(X)	(XI)	(XII)	(XIII)	(XIV)		
0	0	0	0	0.00	0	0.00	NA	0	
0	0	0	0	0.00	0	0.00	NA	0	
0	0	0	0	0.00	0	0.00	0	0	



Details of the shareholders acting as persons in Concert including their Shareholding:			
Name of Shareholder	Name of PAC	No of shares	Holding%
<b>Total:</b>		<b>0</b>	<b>0</b>



Details of Shares which remain unclaimed may be given hear along with details such as number of shareholders,	
No of Shareholders	No of shares

