

Format of Holding of Specified securities

1. Name of Listed Entity: OPTO CIRCUITS (INDIA) LIMITED
2. Scrip Code/Name of Scrip/Class of Security: 532391, OPTOCIRCUIT, EQUITY SHARES
3. Share Holding Pattern Filed under: Reg. 31(1)(a)/Reg. 31(1)(b)/Reg. 31(1)(c)
 - a. if under 31(1)(b) then indicate the report for quarter ending 31/03/2019
 - b. if under 31(1)(c) then indicate date of allotment/extinguishment

4. Declaration : The Listed entity is required to submit the following declaration to the extent of submission of information:

Particulars	YES*	NO*
a. Whether the Listed Entity has issued any partly paid up shares		
b. Whether the Listed Entity has issued any Convertible Securities or Warrants?		
c. Whether the Listed Entity has any shares against which depository receipts are issued?		
d. Whether the Listed Entity has any shares in locked-in?		
e. Whether any shares held by promoters are pledged or otherwise encumbered?		


*if the Listed Entity selects the option 'NO' for the questions above, the columns for the partly paid up shares, Outstanding Convertible Securities/Warrants, depository receipts, locked-in shares, No of shares pledged or otherwise encumbered by promoters, as applicable, shall not be displayed at the time of dissemination on the Stock Exchange website. Also wherever there is 'No' declared by Listed entity in above table the values will be considered as 'Zero' by default on submission of the format of holding of specified securities.

5. The tabular format for disclosure of holding of specified securities is as follows:



Table I - Summary Statement holding of specified securities

Category	Category of Shareholder	No of Shareholders	No of fully paid up equity shares held	No of Partly paid-up equity shares held	No of Shares Underlying Depository Receipts	Total No of Shares Held (VII) = (IV)+(V)+(VI)	Shareholding as a % of total no of shares (As a % of (A+B+C2))
		(iii)	(iv)	(v)	(vi)	(vii)	(viii)
(i)	(ii)						
(A)	Promoter & Promoter Group	4	58025031	0	0	58025031	19.30
(B)	Public	85886	242600713	0	0	242600713	80.70
(C)	Non Promoter-Non Public						
(C1)	Shares underlying DRs	0	0	0	0	0	NA
(C2)	Shares held by Employees Trusts	0	0	0	0	0	0.00
	Total:	85890	300625744	0	0	300625744	100.00



Number of Voting Rights held in each class of securities			Total as a % of (A+B+C)	No of Shares Underlying Outstanding convertible securities (including Warrants)	Shareholding as a % assuming full conversion of convertible Securities (as a percentage of diluted share capital)	Number of Locked in Shares		Number of Shares pledged or otherwise encumbered		Number of equity shares held in dematerialized form
Class X	Class Y	Total				No.	As a % of total Shares held	No.	As a % of total Shares held	
(IX)				(X)	(XI)	(XII)	(XIII)	(XIV)		
58025031	0	58025031	19.30	0	19.30	0	0.00	0	0.00	58025031
242600713	0	242600713	80.70	0	80.70	16566977	6.64	NA	NA	241855824
0	0	0	0.00	0	NA	0	0.00	NA	NA	0
0	0	0	0.00	0	0.00	0	0.00	NA	NA	0
300625744	0	300625744	100.00	0	100.00	16566977	5.51	0	0.00	299880855





Table II - Statement showing shareholding pattern of the Promoter and Promoter Group

Category	Category & Name of the Shareholder	PAN	No of Shareholders	No of fully paid up equity shares held	No of Partly paid-up equity shares held	No of Shares Underlying Depository Receipts	Total No of Shares Held (IV+V+VI)	Shareholding as a % of total no of shares (calculated as per SCRR, 1957 (VIII) As a % of (A+B+C2)
	(I)	(II)	(III)	(IV)	(V)	(VI)	(VII)	(VIII)
(L)	Indian							
(a)	Individuals/Hindu undivided Family		3	57915442	0	0	57915442	19.26
	JAYESH PATEL	AABPP8199G	1	11354685	0	0	11354685	3.78
	VINOD PARASRAM RAMNANI	AANPR1062Q	1	36243581	0	0	36243581	12.06
	USHA VINOD RAMNANI	AANPR1067M	1	10317176	0	0	10317176	3.43
(b)	Central Government/State Government(s)		0	0	0	0	0	0.00
(c)	Financial Institutions/Banks		0	0	0	0	0	0.00
(d)	Any Other		0	0	0	0	0	0.00
	Sub-Total (A)(1)		3	57915442	0	0	57915442	19.26
(2)	Foreign							
(a)	Individuals (Non-Resident Individuals/Foreign Individuals		1	109589	0	0	109589	0.04
	THOMAS DIETIKER	ALMPD5485F	1	109589	0	0	109589	0.04
(b)	Government		0	0	0	0	0	0.00
(c)	Institutions		0	0	0	0	0	0.00
(d)	Foreign Portfolio Investor		0	0	0	0	0	0.00
(e)	Any Other		0	0	0	0	0	0.00
	Sub-Total (A)(2)		1	109589	0	0	109589	0.04
	Total Shareholding of Promoter and Promoter Group (A)=(A)(1)+(A)(2)		4	58025031	0	0	58025031	19.30



Number of Voting Rights held in each class of securities			No of Shares Underlying Outstanding convertible securities (Including Warrants)	Shareholding as a % assuming full conversion of convertible Securities (as a percentage of diluted share capital) (VII)+(X) As a % of (A+B+C2)	Number of Locked in Shares		Number of Shares pledged or otherwise encumbered		Number of equity shares held in dematerialized form
No of Voting Rights					No.	As a % of total Shares held	No.	As a % of total Shares held	
Class X	Class Y	Total	(X)	(XI)	(XII)	(XIII)	(XIV)		
Total as a % of (A+B+C)									
		(IX)							
57915442	0	57915442	0	19.26	0	0.00	0	0.00	
11354685	0	11354685	0	3.78	0	0.00	0	0.00	
36243581	0	36243581	0	12.06	0	0.00	0	0.00	
10317176	0	10317176	0	3.43	0	0.00	0	0.00	
0	0	0	0	0.00	0	0.00	0	0.00	
0	0	0	0	0.00	0	0.00	0	0.00	
0	0	0	0	0.00	0	0.00	0	0.00	
57915442	0	57915442	0	19.26	0	0.00	0	0.00	
109589	0	109589	0	0.04	0	0.00	0	0.00	
109589	0	109589	0	0.04	0	0.00	0	0.00	
0	0	0	0	0.00	0	0.00	0	0.00	
0	0	0	0	0.00	0	0.00	0	0.00	
0	0	0	0	0.00	0	0.00	0	0.00	
0	0	0	0	0.00	0	0.00	0	0.00	
0	0	0	0	0.00	0	0.00	0	0.00	
109589	0	109589	0	0.04	0	0.00	0	0.00	
58025031	0	58025031	0	19.30	0	0.00	0	0.00	





Table III - Statement showing shareholding pattern of the Public shareholder

Category	Category & Name of the Shareholder	PAN	No of Shareholders	No of fully paid up equity shares held	No of Partly paid-up equity shares held	No of Shares Underlying Depository Receipts	Total No of Shares Held (IV+V+VI)	Shareholding as a % of total no of shares (A+B+C2)
	(i)	(ii)	(iii)	(iv)	(v)	(vi)	(vii)	(viii)
(1)	Institutions							
(a)	Mutual Funds		0	0	0	0	0	0.00
(b)	Venture Capital Funds		0	0	0	0	0	0.00
(c)	Alternate Investment Funds		0	0	0	0	0	0.00
(d)	Foreign Venture Capital Investors		0	0	0	0	0	0.00
(e)	Foreign Portfolio Investors		4	2222867	0	0	2222867	0.74
(f)	Financial Institutions/Banks		5	2419931	0	0	2419931	0.80
(g)	Insurance Companies		0	0	0	0	0	0.00
(h)	Provident Funds/Pension Funds		0	0	0	0	0	0.00
(i)	Any Other							
	FOREIGN NATIONALS		1	39	0	0	39	0.00
	Sub Total (B)(1)		10	4642837	0	0	4642837	1.54
(2)	Central Government/State Government(s)/President of India		0	0	0	0	0	0.00
	Sub Total (B)(2)		0	0	0	0	0	0.00
(3)	Non-Institutions							
(a)	i. Individual shareholders holding nominal share capital up to Rs.2 lakhs		82833	86191865	0	0	86191865	28.67
	ii. Individual shareholders holding nominal share capital in excess of Rs. 2 L		913	119321713	0	0	119321713	39.69
	VALI VETI BHASKAR	AAHPV9306R	1	10249066	0	0	10249066	3.41
	ANNA THOMAS CHACKO	AEUPC4882Q	1	10809129	0	0	10809129	3.60
	GAUTAM V	AFLPV4022R	1	6568118	0	0	6568118	2.18
	KAMAL BOSE	AKKP89380N	1	3035799	0	0	3035799	1.01
	GOBIND GUMNANI	AKWPG5440N	1	5402513	0	0	5402513	1.80
	KABIR GOBIND GUMNANI	AMKPG0990P	1	3267322	0	0	3267322	1.09
(b)	NBFCs Registered with RBI		8	38121	0	0	38121	0.01
(c)	Employee Trusts		0	0	0	0	0	0.00
(d)	Overseas Depositories (Holding DRs) (Balancing figure)		0	0	0	0	0	0.00
(e)	Any Other							
	TRUSTS		3	8058	0	0	8058	0.00
	NON RESIDENT INDIANS		1016	18718324	0	0	18718324	6.23
	AVINA G. GUMNANI	AKWPG9021F	1	5725419	0	0	5725419	1.90
	CLEARING MEMBERS		71	508876	0	0	508876	0.17
	NON RESIDENT INDIAN NON REPATRIABLE		431	1423219	0	0	1423219	0.47
	BODIES CORPORATES		599	11712851	0	0	11712851	3.90
	FRACTIONAL SHARES		1	11287	0	0	11287	0.00
	I E P F		1	23562	0	0	23562	0.01
	Sub Total (B)(3)		85876	237957876	0	0	237957876	79.35
	Total Public Shareholding (B) = (B)(1)+(B)(2)+(B)(3)		85886	242600713	0	0	242600713	80.74



Number of Voting Rights held in each class of securities			Total as a % of (A+B+C)	No of Shares Underlying convertible securities (Including Warrants)	Shareholding as a % assuming full conversion of convertible Securities (as a percentage of diluted share capital)	Number of Locked in Shares		Number of Shares pledged or otherwise encumbered		Number of equity shares held in dematerialized form
Class X	Class Y	Total				No.	As a % of total Shares held	No.	As a % of total Shares held	
(IX)			(X)	(XI)	(XII)	(XIII)	(XIV)			
	0	0	0.00	0	0.00	0	0.00	NA	0	0
	0	0	0.00	0	0.00	0	0.00	NA	0	0
	0	0	0.00	0	0.00	0	0.00	NA	0	0
	0	0	0.00	0	0.00	0	0.00	NA	0	0
2222867	0	2222867	0.74	0	0.74	0	0.00	NA	2222867	0
2419931	0	2419931	0.80	0	0.80	0	0.00	NA	2419931	0
0	0	0	0.00	0	0.00	0	0.00	NA	0	0
0	0	0	0.00	0	0.00	0	0.00	NA	0	0
39	0	39	0.00	0	0.00	0	0.00	NA	39	0
4642837	0	4642837	1.54	0	1.54	0	0.00	NA	4642837	0
0	0	0	0.00	0	0.00	0	0.00	NA	0	0
0	0	0	0.00	0	0.00	0	0.00	NA	0	0
86191865	0	86191865	28.67	0	28.67	113858	0.13	NA	85926483	0
119321713	0	119321713	39.69	0	39.69	16453119	13.79	NA	119198672	0
10249066	0	10249066	3.41	0	3.41	0	0.00	NA	10249066	0
10809129	0	10809129	3.60	0	3.60	0	0.00	NA	10809129	0
6568118	0	6568118	2.18	0	2.18	0	0.00	NA	6568118	0
3035799	0	3035799	1.01	0	1.01	3035799	100.00	NA	3035799	0
5402513	0	5402513	1.80	0	1.80	0	0.00	NA	5402513	0
3267322	0	3267322	1.09	0	1.09	0	0.00	NA	3267322	0
38121	0	38121	0.01	0	0.01	0	0.00	NA	38121	0
0	0	0	0.00	0	0.00	0	0.00	NA	0	0
0	0	0	0.00	0	0.00	0	0.00	NA	0	0
8058	0	8058	0.00	0	0.00	0	0.00	NA	8058	0
18718324	0	18718324	6.23	0	6.23	0	0.00	NA	18377009	0
5725419	0	5725419	1.90	0	1.90	0	0.00	NA	5725419	0
508876	0	508876	0.17	0	0.17	0	0.00	NA	508876	0
1423219	0	1423219	0.47	0	0.47	0	0.00	NA	1423219	0
11712851	0	11712851	3.90	0	3.90	0	0.00	NA	11708987	0
11287	0	11287	0.00	0	0.00	0	0.00	NA	11287	0
23562	0	23562	0.01	0	0.01	0	0.00	NA	23562	0
237957876	0	237957876	79.15	0	79.15	16566977	6.96	NA	237212987	0
242600713	0	242600713	80.70	0	80.70	16566977	6.83	NA	241855824	0




Table IV - Statement showing shareholding pattern of the Non Promoter - Non Public Shareholder

Category	Category & Name of the Shareholder	PAN	No of Shareholders	No of fully paid up equity shares held	No of Partly paid-up equity shares held	No of Shares Underlying Depository Receipts	Total No of Shares Held (IV+V+VI)	Shareholding as a % of total no of shares (A+B+C2)
(1)	(i) Custodian/DR Holder	(ii)	(iii)	(iv)	(v)	(vi)	(vii)	(viii)
(2)	Employee Benefit Trust (under SEBI(Share based Employee Benefit) Regu		0	0	0	0	0	0.00
			0	0	0	0	0	0.00
	Total Non-Promoter-Non Public Shareholding (C) = (C1)+(C2)		0	0	0	0	0	0.00



Details of the shareholders acting as persons in Concert including their Shareholding:		
Name of Shareholder	Name of PAC	Holding%
	No of shares	
Total:	0	0



Details of Shares which remain unclaimed may be given hear along with details such as number of shareholders,	No of shares

