

Format of Holding of Specified securities

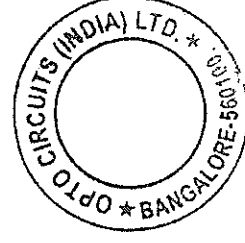
1. Name of Listed Entity: OPTO CIRCUITS (INDIA) LIMITED
2. Scrip Code/Name of Scrip/Class of Security: 532391, OPTOCIRCUIT, EQUITY SHARES
3. Share Holding Pattern Filed under: Reg. 31(1)(a)/Reg. 31(1)(b)/Reg. 31(1)(c)
 - a. if under 31(1)(b) then indicate the report for quarter ending 31/12/2019
 - b. if under 31(1)(c) then indicate date of allotment/extinguishment

4. Declaration : The Listed entity is required to submit the following declaration to the extent of submission of information:

Particulars	YES*	NO*
a. Whether the Listed Entity has issued any partly paid up shares		✓
b. Whether the Listed Entity has issued any Convertible Securities or Warrants?		✓
c. Whether the Listed Entity has any shares against which depository receipts are issued?		✓
d. Whether the Listed Entity has any shares in locked-in?	✓	
e. Whether any shares held by promoters are pledge or otherwise encumbered?		✓

*if the Listed Entity selects the option 'NO' for the questions above, the columns for the partly paid up shares, Outstanding Convertible Securities/Warrants, depository receipts, locked-in shares, No of shares pledged or otherwise encumbered by promoters, as applicable, shall not be displayed at the time of dissemination on the Stock Exchange website. Also wherever there is 'No' declared by Listed entity in above table the values will be considered as 'Zero' by default on submission of the format of holding of specified securities.

5. The tabular format for disclosure of holding of specified securities is as follows:



12/12/19

Table I - Summary Statement holding of specified securities

Category	Category of Shareholder	No of Shareholders	No of fully paid up equity shares held	No of Partly paid-up equity shares held	No of Shares Underlying Depository Receipts	Total No of Shares Held (VII) = (IV)+(V)+(VI)	Shareholding as a % of total no of shares (As a % of (A+B+C2))
(I)	(II)	(III)	(IV)	(V)	(VI)	(VII)	(VIII)
(A)	Promoter & Promoter Group	4	5855214	0	0	5855214	19.48
(B)	Public	83801	242070530	0	0	242070530	80.52
(C)	Non Promoter-Non Public						
(C1)	Shares underlying DRs	0	0	0	0	0	0 NA
(C2)	Shares held by Employees Trusts	0	0	0	0	0	0.00
	Total:	83805	300625744	0	0	300625744	100.00



Number of Voting Rights held in each class of securities		No of Shares Underlying convertible securities (Including Warrants)		Shareholding as a % assuming full conversion of convertible Securities (as a percentage of diluted share capital)	Number of Locked in Shares		Number of Shares pledged or otherwise encumbered		Number of equity shares held in dematerialized form
		Class X	Class Y		Total	No.	As a % of total Shares held	No.	
Total as a % of (A+B+C)		(IX)		(X)	(XI)	(XII)	(XIII)	(XIV)	
58555214	0	58555214	19.48	0	19.48	0	0.00	0	58555214
242070530	0	242070530	80.52	0	80.52	13130338	5.26	NA	241318955
0	0	0	0.00	0	0.00	0	0.00	NA	0
0	0	0	0.00	0	0.00	0	0.00	NA	0
300625744	0	300625744	100.00	0	100.00	13130338	4.37	0	299874169





Table II - Statement showing shareholding pattern of the Promoter and Promoter Group

Category	Category & Name of the Shareholder	PAN	No of Shareholders	No of fully paid up equity shares held	No of Partly paid-up equity shares held	No of Shares Underlying Depository Receipts	Total No of Shares Held (IV+V+VI)	Shareholding as a % of total no of shares (calculated as per SCRR, 1957 (VIII) As a % of (A+B+C2)
(1)	(i)	(ii)	(iii)	(iv)	(v)	(vi)	(vii)	(viii)
(a)	Individuals/Hindu undivided Family		3	58460625	0	0	58460625	19.45
	JAYESH PATEL	AABPP8199G	1	11324868	0	0	11324868	3.77
	VINOD PARASRAM RAMNANI	AANPR1062Q	1	36358581	0	0	36358581	12.09
	USHA VINOD RAMNANI	AANPR1067M	1	10777176	0	0	10777176	3.58
(b)	Central Government/State Government(s)		0	0	0	0	0	0.00
(c)	Financial Institutions/Banks		0	0	0	0	0	0.00
(d)	Any Other		0	0	0	0	0	0.00
	Sub-Total (A)(1)		3	58460625	0	0	58460625	19.45
(2)	Foreign							
(a)	Individuals (Non-Resident Individuals/Foreign Individuals		1	94589	0	0	94589	0.03
	THOMAS DIETIKER	ALMPD5485F	1	94589	0	0	94589	0.03
(b)	Government		0	0	0	0	0	0.00
(c)	Institutions		0	0	0	0	0	0.00
(d)	Foreign Portfolio Investor		0	0	0	0	0	0.00
(e)	Any Other		0	0	0	0	0	0.00
	Sub-Total (A)(2)		1	94589	0	0	94589	0.03
	Total Shareholding of Promoter and Promoter Group (A)=(A)(1)+(A)(2)		4	58555214	0	0	58555214	19.48



Number of Voting Rights held in each class of securities			No of Shares Underlying Outstanding convertible securities (Including Warrants)	Shareholding as a % assuming full conversion of convertible Securities (as a percentage of diluted share capital) (VII)+(X) As a % of (A+B+C2)	Number of Locked in Shares		Number of Shares pledged or otherwise encumbered		Number of equity shares held in dematerialized form
No of Voting Rights		Total as a % of (A+B+C)			No.	As a % of total Shares held	No.	As a % of total Shares held	
Class X	Class Y	Total	(X)	(XI)	(XII)	(XIII)	(XIV)		
58460625	0	58460625	19.45	0	0	0.00	0	0.00	
11324868	0	11324868	3.77	0	0	0.00	0	0.00	
36358581	0	36358581	12.09	0	0	0.00	0	0.00	
10777176	0	10777176	3.58	0	0	0.00	0	0.00	
0	0	0	0.00	0	0	0.00	0	0.00	
0	0	0	0.00	0	0	0.00	0	0.00	
0	0	0	0.00	0	0	0.00	0	0.00	
58460625	0	58460625	19.45	0	0	0.00	0	0.00	
94589	0	94589	0.03	0	0	0.00	0	0.00	
94589	0	94589	0.03	0	0	0.00	0	0.00	
0	0	0	0.00	0	0	0.00	0	0.00	
0	0	0	0.00	0	0	0.00	0	0.00	
0	0	0	0.00	0	0	0.00	0	0.00	
0	0	0	0.00	0	0	0.00	0	0.00	
0	0	0	0.00	0	0	0.00	0	0.00	
94589	0	94589	0.03	0	0	0.00	0	0.00	
58555214	0	58555214	19.48	0	0	0.00	0	0.00	



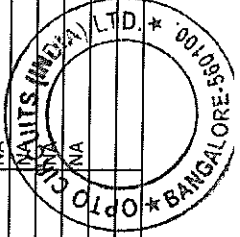


Table III - Statement showing shareholding pattern of the Public shareholder


Category	Category & Name of the Shareholder	PAN	No of Shareholders	No of fully paid up equity shares held	No of Partly paid-up equity shares held	No of Shares Underlying Depository Receipts	Total No of Shares Held (IV+V+VI)	Shareholding as a % of total no of shares (A+B+C)
	(i)	(ii)	(iii)	(iv)	(v)	(vi)	(vii)	(viii)
(1)	Institutions							
(a)	Mutual Funds		0	0	0	0	0	0.00
(b)	Venture Capital Funds		0	0	0	0	0	0.00
(c)	Alternate Investment Funds		0	0	0	0	0	0.00
(d)	Foreign Venture Capital Investors		0	0	0	0	0	0.00
(e)	Foreign Portfolio Investors		3	2497750	0	0	2497750	0.83
(f)	Financial Institutions/Banks		3	2473741	0	0	2473741	0.82
(g)	Insurance Companies		0	0	0	0	0	0.00
(h)	Provident Funds/Pension Funds		0	0	0	0	0	0.00
(i)	Any Other		0	0	0	0	0	0.00
	FOREIGN NATIONALS							
	Sub Total (B)(1)		1	39	0	0	39	0.00
(2)	Central Government/State Government(s)/President of India		7	4971530	0	0	4971530	1.65
	Sub Total (B)(2)		0	0	0	0	0	0.00
(3)	Non-Institutions							
(e)	i. Individual shareholders holding nominal share capital up to Rs.2 lakhs		80805	87579775	0	0	87579775	29.13
	ii. Individual shareholders holding nominal share capital in excess of Rs. 2 L		1035	120166593	0	0	120166593	39.97
	VALIYETHI BHASKAR	AAHPY9306R	1	8369889	0	0	8369889	2.78
	ANNA THOMAS CHACKO	AEUPC4882Q	1	9049006	0	0	9049006	3.01
	SHANTA MANOHAR KHEMANI	AJCPK8657L	1	4553678	0	0	4553678	1.51
	KAMAL BOSE	AKKP89380N	1	3035799	0	0	3035799	1.01
	GOBIND GUMNANI	AKWPG5440N	1	5402513	0	0	5402513	1.80
	KABIR GOBIND GUMNANI	AMKPG0990P	1	3267322	0	0	3267322	1.09
(b)	NBFCs Registered with RBI							
(c)	Employee Trusts		2	6800	0	0	6800	0.00
(d)	Overseas Depositories (Holding DRs)(Balancing figure)		0	0	0	0	0	0.00
(e)	Any Other		0	0	0	0	0	0.00
	TRUSTS							
	NON RESIDENT INDIANS		2	5058	0	0	5058	0.00
	AVINA G. GUMNANI	AKWPG5021F	972	19463539	0	0	19463539	6.47
	CLEARING MEMBERS		1	5725419	0	0	5725419	1.90
	Qualified Institutional Buyer		58	282374	0	0	282374	0.09
	NON RESIDENT INDIAN NON REPATRIABLE		1	240638	0	0	240638	0.08
	BODIES CORPORATES		437	1922636	0	0	1922636	0.64
	FRACTIONAL SHARES		480	7361491	0	0	7361491	2.45
	I E P F		1	11287	0	0	11287	0.00
	Sub Total (B)(3)		83794	58809	0	0	58809	0.02
	Total Public Shareholding (B) = (B)(1)+(B)(2)+(B)(3)		83801	242070530	0	0	242070530	78.87
								80.52



Number of Voting Rights held in each class of securities			No of Voting Rights		Total as a % of (A+B+C)		No of Shares Underlying Outstanding convertible securities (Including Warrants)		Shareholding as a % assuming full conversion of convertible Securities (as a percentage of diluted share capital)		Number of Locked in Shares		Number of Shares pledged or otherwise encumbered		Number of equity shares held in dematerialized form		
Class X	Class Y	Total (IX)					(X)	(XI)	(XII)	(XIII)	(XIV)	No.	As a % of total Shares held	No.	As a % of total Shares held		
0	0	0	0.00	0	0.00	0	0	0.00	0	0.00	0	0	0.00	NA	NA	0	0
0	0	0	0.00	0	0.00	0	0	0.00	0	0.00	0	0	0.00	NA	NA	0	0
0	0	0	0.00	0	0.00	0	0	0.00	0	0.00	0	0	0.00	NA	NA	0	0
0	0	0	0.00	0	0.00	0	0	0.00	0	0.00	0	0	0.00	NA	NA	0	0
2497750	0	2497750	0.83	0	0.83	0	0	0.83	0	0.00	0	0	0.00	NA	NA	2497750	0
2473741	0	2473741	0.82	0	0.82	0	0	0.82	0	0.00	0	0	0.00	NA	NA	2473741	0
0	0	0	0.00	0	0.00	0	0	0.00	0	0.00	0	0	0.00	NA	NA	0	0
0	0	0	0.00	0	0.00	0	0	0.00	0	0.00	0	0	0.00	NA	NA	0	0
39	0	39	0.00	0	0.00	0	0	0.00	0	0.00	0	0	0.00	NA	NA	39	0
4971530	0	4971530	1.65	0	1.65	0	0	1.65	0	0.00	0	0	0.00	NA	NA	4971530	0
0	0	0	0.00	0	0.00	0	0	0.00	0	0.00	0	0	0.00	NA	NA	0	0
0	0	0	0.00	0	0.00	0	0	0.00	0	0.00	0	0	0.00	NA	NA	0	0
87579775	0	87579775	29.13	0	29.13	0	0	29.13	0	0.00	0	104000	0.12	NA	NA	87307707	0
120166593	0	120166593	39.97	0	39.97	0	0	39.97	0	0.00	0	13026338	10.84	NA	NA	120043552	0
8369889	0	8369889	2.78	0	2.78	0	0	2.78	0	0.00	0	0	0.00	NA	NA	8369889	0
9049006	0	9049006	3.01	0	3.01	0	0	3.01	0	0.00	0	0	0.00	NA	NA	9049006	0
4553678	0	4553678	1.51	0	1.51	0	0	1.51	0	0.00	0	982072	21.57	NA	NA	4553678	0
3035799	0	3035799	1.01	0	1.01	0	0	1.01	0	0.00	0	257738	8.49	NA	NA	3035799	0
5402513	0	5402513	1.80	0	1.80	0	0	1.80	0	0.00	0	0	0.00	NA	NA	5402513	0
3267322	0	3267322	1.09	0	1.09	0	0	1.09	0	0.00	0	0	0.00	NA	NA	3267322	0
6800	0	6800	0.00	0	0.00	0	0	0.00	0	0.00	0	0	0.00	NA	NA	6800	0
0	0	0	0.00	0	0.00	0	0	0.00	0	0.00	0	0	0.00	NA	NA	0	0
0	0	0	0.00	0	0.00	0	0	0.00	0	0.00	0	0	0.00	NA	NA	0	0
5058	0	5058	0.00	0	0.00	0	0	0.00	0	0.00	0	0	0.00	NA	NA	5058	0
19463539	0	19463539	6.47	0	6.47	0	0	6.47	0	0.00	0	0	0.00	NA	NA	19122224	0
5725419	0	5725419	1.90	0	1.90	0	0	1.90	0	0.00	0	0	0.00	NA	NA	5725419	0
282374	0	282374	0.09	0	0.09	0	0	0.09	0	0.00	0	0	0.00	NA	NA	282374	0
240638	0	240638	0.08	0	0.08	0	0	0.08	0	0.00	0	0	0.00	NA	NA	240638	0
1922636	0	1922636	0.64	0	0.64	0	0	0.64	0	0.00	0	0	0.00	NA	NA	1922636	0
7361491	0	7361491	2.45	0	2.45	0	0	2.45	0	0.00	0	0	0.00	NA	NA	7357627	0
11287	0	11287	0.00	0	0.00	0	0	0.00	0	0.00	0	0	0.00	NA	NA	11287	0
58809	0	58809	0.02	0	0.02	0	0	0.02	0	0.00	0	0	0.00	NA	NA	58809	0
23709000	0	23709000	78.87	0	78.87	0	0	78.87	0	0.00	0	13130338	5.54	NA	NA	236347425	0
242070530	0	242070530	80.52	0	80.52	0	0	80.52	0	0.00	0	13130338	5.42	NA	NA	241318955	0



Details of the shareholders acting as persons in Concert including their Shareholding:			
Name of Shareholder	Name of PAC	No of shares	Holding%
Total:		0	0



Details of Shares which remain unclaimed may be given hear along with details such as number of shareholders,	No of shares

