

Format of Holding of Specified securities

1. Name of Listed Entity: OPTO CIRCUITS (INDIA) LIMITED
2. Scrip Code/Name of Scrip/Class of Security: 532391, OPTOCIRCUIT, EQUITY SHARES
3. Share Holding Pattern Filed under: Reg. 31(1)(a)/Reg. 31(1)(b)/Reg. 31(1)(c)
  - a. if under 31(1)(b) then indicate the report for quarter ending 31/03/2020
  - b. if under 31(1)(c) then indicate date of allotment/extinguishment

4. Declaration : The Listed entity is required to submit the following declaration to the extent of submission of information:

Particulars	YES*	NO*
a. Whether the Listed Entity has issued any partly paid up shares		✓
b. Whether the Listed Entity has issued any Convertible Securities or Warrants?		✓
c. Whether the Listed Entity has any shares against which depository receipts are issued?		✓
d. Whether the Listed Entity has any shares in locked-in?		✓
e. Whether any shares held by promoters are pledge or otherwise encumbered?		✓

\*if the Listed Entity selects the option 'NO' for the questions above, the columns for the partly paid up shares, Outstanding Convertible Securities/Warrants, depository receipts, locked-in shares, No of shares pledged or otherwise encumbered by promoters, as applicable, shall not be displayed at the time of dissemination on the Stock Exchange website. Also wherever there is 'No' declared by Listed entity in above table the values will be considered as 'Zero' by default on submission of the format of holding of specified securities.

5 The tabular format for disclosure of holding of specified securities is as follows:





Table 1 - Summary Statement holding of specified securities

Category	Category of Shareholder	No of Shareholders	No of fully paid up equity shares held	No of Partly paid-up equity shares held	No of Shares Underlying Depository Receipts	Total No of Shares Held (VII) = (IV)+(V)+(VI)	Shareholding as a % of total no of shares (As a % of (A+B+C2))
(I)	(I)	(III)	(IV)	(V)	(VI)	(VII)	(VIII)
(A)	Promoter & Promoter Group	4	5855214	0	0	5855214	19.48
(B)	Public	83091	242070530	0	0	242070530	80.52
(C)	Non Promoter-Non Public						
(C1)	Shares underlying DRs	0	0	0	0	0	0 NA
(C2)	Shares held by Employees Trusts	0	0	0	0	0	0.00
	<b>Total:</b>	<b>83095</b>	<b>300625744</b>	<b>0</b>	<b>0</b>	<b>300625744</b>	<b>100.00</b>



Number of Voting Rights held in each class of securities		No of Voting Rights		Total as a % of (A+B+C)	No of Shares Underlying Outstanding convertible securities (including Warrants)	Shareholding as a % assuming full conversion of convertible Securities (as a percentage of diluted share capital)	Number of Locked in Shares		Number of Shares pledged or otherwise encumbered		Number of equity shares held in dematerialized form
		Class X	Class Y				Total	No.	As a % of total Shares held	No.	
			(IX)		(X)	(XI)	(XII)	(XIII)	(XIV)		
5855214	0	5855214		19.48	0	19.48	0	0.00	0	0.00	5855214
242070530	0	242070530		80.52	0	80.52	0	0.00	NA	NA	241318955
0	0	0		0.00	0	NA	0	0.00	NA	NA	0
0	0	0		0.00	0	0.00	0	0.00	NA	NA	0
300625744	0	300625744		100.00	0	100.00	0	0.00	0	0.00	299874169





Table II - Statement showing shareholding pattern of the Promoter and Promoter Group

Category	Category & Name of the Shareholder	PAN	No of Shareholders	No of fully paid up equity shares held	No of Partly paid-up equity shares held	No of Shares Underlying Depository Receipts	Total No of Shares Held (IV+V+VI)	Shareholding as a % of total no of shares (calculated as per SCRR, 1957 (VIII) As a % of (A+B+C2)
	(I)	(II)	(III)	(IV)	(V)	(VI)	(VII)	(VIII)
(1)	Indian							
(a)	Individuals/Hindu undivided Family		3	58460625	0	0	58460625	19.45
	JAYESH PATEL	AABPP8199G	1	11324868	0	0	11324868	3.77
	VINOD PARASRAM RAMNANI	AANPR1062Q	1	36358581	0	0	36358581	12.09
	USHA VINOD RAMNANI	AANPR1067M	1	10777176	0	0	10777176	3.58
(b)	Central Government/State Government(s)		0	0	0	0	0	0.00
(c)	Financial Institutions/Banks		0	0	0	0	0	0.00
(d)	Any Other		0	0	0	0	0	0.00
	<b>Sub-Total (A)(1)</b>		<b>3</b>	<b>58460625</b>	<b>0</b>	<b>0</b>	<b>58460625</b>	<b>19.45</b>
(2)	Foreign							
(a)	Individuals (Non-Resident Individuals/Foreign Individuals		1	94589	0	0	94589	0.03
	THOMAS DIETIKER	ALMPD5485F	1	94589	0	0	94589	0.03
(b)	Government		0	0	0	0	0	0.00
(c)	Institutions		0	0	0	0	0	0.00
(d)	Foreign Portfolio Investor		0	0	0	0	0	0.00
(e)	Any Other		0	0	0	0	0	0.00
	<b>Sub-Total (A)(2)</b>		<b>1</b>	<b>94589</b>	<b>0</b>	<b>0</b>	<b>94589</b>	<b>0.03</b>
	<b>Total Shareholding of Promoter and Promoter Group (A)=(A)(1)+(A)(2)</b>		<b>4</b>	<b>58555214</b>	<b>0</b>	<b>0</b>	<b>58555214</b>	<b>19.48</b>



Number of Voting Rights held in each class of securities			No of Shares Underlying Outstanding convertible securities (Including Warrants)	Shareholding as a % assuming full conversion of convertible Securities (as a percentage of diluted share capital) (VII)+(X) As a % of (A+B+C2)	Number of Locked in Shares		Number of Shares pledged or otherwise encumbered		Number of equity shares held in dematerialized form
No of Voting Rights		Total as a % of (A+B+C)			No.	As a % of total Shares held	No.	As a % of total Shares held	
Class X	Class Y	Total	(X)	(XI)	(XII)	(XIII)	(XIV)		
		(IX)							
58460625	0	58460625	19.45	0	0	0	0	58460625	
11324868	0	11324868	3.77	0	0	0	0	11324868	
36358581	0	36358581	12.09	0	0	0	0	36358581	
10777176	0	10777176	3.58	0	0	0	0	10777176	
0	0	0	0.00	0	0	0	0	0	
0	0	0	0.00	0	0	0	0	0	
0	0	0	0.00	0	0	0	0	0	
58460625	0	58460625	19.45	0	0	0	0	58460625	
94589	0	94589	0.03	0	0	0	0	94589	
94589	0	94589	0.03	0	0	0	0	94589	
0	0	0	0.00	0	0	0	0	0	
0	0	0	0.00	0	0	0	0	0	
0	0	0	0.00	0	0	0	0	0	
0	0	0	0.00	0	0	0	0	0	
94589	0	94589	0.03	0	0	0	0	94589	
58555214	0	58555214	19.48	0	0	0	0	58555214	





Table III - Statement showing shareholding pattern of the Public shareholder

Category	Category & Name of the Shareholder	PAN	No of Shareholders	No of fully paid up equity shares held	No of Partly paid-up equity shares held	No of Shares Underlying Depository Receipts	Total No of Shares Held (IV+V+VI)	Shareholding as a % of total no of shares (A+B+C2)
	(i)	(ii)	(iii)	(iv)	(v)	(vi)	(vii)	(viii)
(1)	Institutions							
(a)	Mutual Funds		0	0	0	0	0	0.00
(b)	Venture Capital Funds		0	0	0	0	0	0.00
(c)	Alternate Investment Funds		0	0	0	0	0	0.00
(d)	Foreign Venture Capital Investors		0	0	0	0	0	0.00
(e)	Foreign Portfolio Investors		3	2723362	0	0	2723362	0.91
(f)	Financial Institutions/Banks		4	1822290	0	0	1822290	0.61
(g)	Insurance Companies		0	0	0	0	0	0.00
(h)	Provident Funds/Pension Funds		0	0	0	0	0	0.00
(i)	Any Other							
	FOREIGN NATIONALS		1	39	0	0	39	0.00
	Sub Total (B)(1)		8	4545691	0	0	4545691	1.51
(2)	Central Government/State Government(s)/President of India		0	0	0	0	0	0.00
	Sub Total (B)(2)		0	0	0	0	0	0.00
(3)	Non-Institutions							
(a)	i. Individual shareholders holding nominal share capital up to Rs.2 lakhs		80144	87448835	0	0	87448835	29.09
	ii. Individual shareholders holding nominal share capital in excess of Rs. 2 lakhs		1048	120951516	0	0	120951516	40.23
	BHASKAR VALIVETI	AAHPV9306R	1	6855988	0	0	6855988	2.28
	ANNA THOMAS CHACKO	AEUPC4882Q	1	9049006	0	0	9049006	3.01
	SHANTA MANOHAR KHEMANI	AICPK8657L	1	4553678	0	0	4553678	1.51
	KAMAL BOSE	AKKP89380N	1	3035799	0	0	3035799	1.01
	GOBIND GUMNANI	AKWPG5440N	1	5393513	0	0	5393513	1.79
	KABIR GOBIND GUMNANI	AMKPG0990P	1	3267322	0	0	3267322	1.09
(b)	NBFCs Registered with RBI		2	6800	0	0	6800	0.00
(c)	Employee Trusts		0	0	0	0	0	0.00
(d)	Overseas Depositories (Holding DRs) (Balancing figure)		0	0	0	0	0	0.00
(e)	Any Other							
	TRUSTS		1	58	0	0	58	0.00
	NON RESIDENT INDIANS		950	18878490	0	0	18878490	6.28
	AVINA G. GUMNANI	AKWPG9021F	1	5725419	0	0	5725419	1.90
	CLEARING MEMBERS		45	584944	0	0	584944	0.19
	Qualified Institutional Buyer		1	240638	0	0	240638	0.08
	NON RESIDENT INDIAN NON REPATRIABLE		437	1953877	0	0	1953877	0.65
	BODIES CORPORATES		453	7390006	0	0	7390006	2.46
	FRACTIONAL SHARES		1	11287	0	0	11287	0.00
	I E P F		1	58388	0	0	58388	0.02
	Sub Total (B)(3)		83083	237524839	0	0	237524839	79.01
	Total Public Shareholding (B) = (B)(1)+(B)(2)+(B)(3)		83091	242070530	0	0	242070530	80.52



Number of Voting Rights held in each class of securities			Total as a % of (A+B+C)	No of Shares Underlying Outstanding convertible securities (Including Warrants)	Shareholding as a % assuming full conversion of convertible Securities (as a percentage of diluted share capital)	Number of Locked in Shares		Number of Shares pledged or otherwise encumbered		Number of equity shares held in dematerialized form
Class X	Class Y	Total				No.	As a % of total Shares held	No.	As a % of total Shares held	
No of Voting Rights			(IX)	(X)	(XI)	(XII)	(XIII)	(XIV)		
	0	0	0	0.00	0	0.00	0	0.00	NA	0
	0	0	0	0.00	0	0.00	0	0.00	NA	0
	0	0	0	0.00	0	0.00	0	0.00	NA	0
	0	0	0	0.00	0	0.00	0	0.00	NA	0
2723362	0	2723362	0	0.91	0	0.91	0	0.00	NA	2723362
1822290	0	1822290	0	0.61	0	0.61	0	0.00	NA	1822290
0	0	0	0	0.00	0	0.00	0	0.00	NA	0
0	0	0	0	0.00	0	0.00	0	0.00	NA	0
39	0	39	0	0.00	0	0.00	0	0.00	NA	39
4545691	0	4545691	0	1.51	0	1.51	0	0.00	NA	4545691
0	0	0	0	0.00	0	0.00	0	0.00	NA	0
0	0	0	0	0.00	0	0.00	0	0.00	NA	0
87448835	0	87448835	0	29.09	0	29.09	0	0.00	NA	87228083
120951516	0	120951516	0	40.23	0	40.23	0	0.00	NA	120776905
6855988	0	6855988	0	2.28	0	2.28	0	0.00	NA	6855988
9049006	0	9049006	0	3.01	0	3.01	0	0.00	NA	9049006
4553678	0	4553678	0	1.51	0	1.51	0	0.00	NA	4553678
3035799	0	3035799	0	1.01	0	1.01	0	0.00	NA	3035799
5393513	0	5393513	0	1.79	0	1.79	0	0.00	NA	5393513
3267322	0	3267322	0	1.09	0	1.09	0	0.00	NA	3267322
6800	0	6800	0	0.00	0	0.00	0	0.00	NA	6800
0	0	0	0	0.00	0	0.00	0	0.00	NA	0
0	0	0	0	0.00	0	0.00	0	0.00	NA	0
58	0	58	0	0.00	0	0.00	0	0.00	NA	58
18878490	0	18878490	0	6.28	0	6.28	0	0.00	NA	18537175
5725419	0	5725419	0	1.90	0	1.90	0	0.00	NA	5725419
584944	0	584944	0	0.19	0	0.19	0	0.00	NA	584944
240638	0	240638	0	0.08	0	0.08	0	0.00	NA	240638
1953877	0	1953877	0	0.65	0	0.65	0	0.00	NA	1953877
7390006	0	7390006	0	2.46	0	2.46	0	0.00	NA	7386396
11287	0	11287	0	0.00	0	0.00	0	0.00	NA	0
58388	0	58388	0	0.02	0	0.02	0	0.00	NA	58388
237524839	0	237524839	0	79.01	0	79.01	0	0.00	NA	236773264
242070530	0	242070530	0	80.52	0	80.52	0	0.00	NA	241318955






Table IV - Statement showing shareholding pattern of the Non Promoter - Non Public Shareholder

Category	Category & Name of the Shareholder	PAN	No of Shareholders	No of fully paid up equity shares held	No of Partly paid-up equity shares held	No of Shares Underlying Depository Receipts	Total No of Shares Held (IV+V+VI)	Shareholding as a % of total no of shares (A+B+C2)
(1)	Custodian/DR Holder	(ii)	(iii)	(iv)	(v)	(vi)	(vii)	(viii)
(2)	Employee Benefit Trust (under SEBI(Share based Employee Benefit) Regu		0	0	0	0	0	0.00
			0	0	0	0	0	0.00
	Total Non-Promoter-Non Public Shareholding (C) = (C)(1)+(C)(2)		0	0	0	0	0	0.00






Number of Voting Rights held in each class of securities	No of Voting Rights		Total as a % of (A+B+C)	No of Shares Underlying Outstanding convertible securities (including Warrants)	Shareholding as a % assuming full conversion of convertible Securities (as a percentage of diluted share capital)	Number of Locked in Shares		Number of Shares pledged or otherwise encumbered		Number of equity shares held in dematerialized form	
	Class X	Class Y				Total	No.	As a % of total Shares held	No.		As a % of total Shares held
	0	0	0.00	0	0.00	0	0.00	NA	NA	0	
	0	0	0.00	0	0.00	0	0.00	NA	NA	0	
	0	0	0.00	0	0.00	0	0.00	NA	NA	0	
	0	0	0.00	0	0.00	0	0.00	NA	NA	0	



Details of the shareholders acting as persons in Concert including their Shareholding:			
Name of Shareholder	Name of PAC	No of shares	Holding%
Total:			0



Details of Shares which remain unclaimed may be given hear along with details such as number of shareholders,	
No of Shareholders	No of shares

